

**OXFORD CAMBRIDGE AND RSA EXAMINATIONS**  
**GCSE (9–1)**  
**J260/03**  
**COMBINED SCIENCE B**  
**(TWENTY FIRST CENTURY SCIENCE)**  
**Physics (Foundation Tier)**  
**WEDNESDAY 23 MAY 2018: Afternoon**  
**TIME ALLOWED: 1 hour 45 minutes**  
**plus your additional time allowance**  
**MODIFIED ENLARGED 24pt**

<b>First name</b>						<b>Last name</b>					
<b>Centre number</b>						<b>Candidate number</b>					

**YOU MUST HAVE:**  
**a ruler (cm/mm)**  
**the Data Sheet (for GCSE Combined Science B)**

**YOU MAY USE:**  
**a scientific or graphical calculator**  
**an HB pencil**

**READ INSTRUCTIONS OVERLEAF**



## **INSTRUCTIONS**

**The Data Sheet will be found with this document.**

**Use black ink. You may use an HB pencil for graphs and diagrams.**

**Complete the boxes on the front page with your name, centre number and candidate number.**

**Answer ALL the questions.**

**Write your answer to each question in the space provided. If additional space is required, use the lined page(s) at the end of this booklet. The question number(s) must be clearly shown.**

## **INFORMATION**

**The total mark for this paper is 95.**

**The marks for each question are shown in brackets [ ].**

**Quality of extended responses will be assessed in the question marked with an asterisk (\*).**

**Answer ALL the questions.**

**1 This question is about electromagnetic radiation.**

**(a) Which of the following is electromagnetic radiation?**

**Put a ring around the correct answer. [1]**

**radio waves**

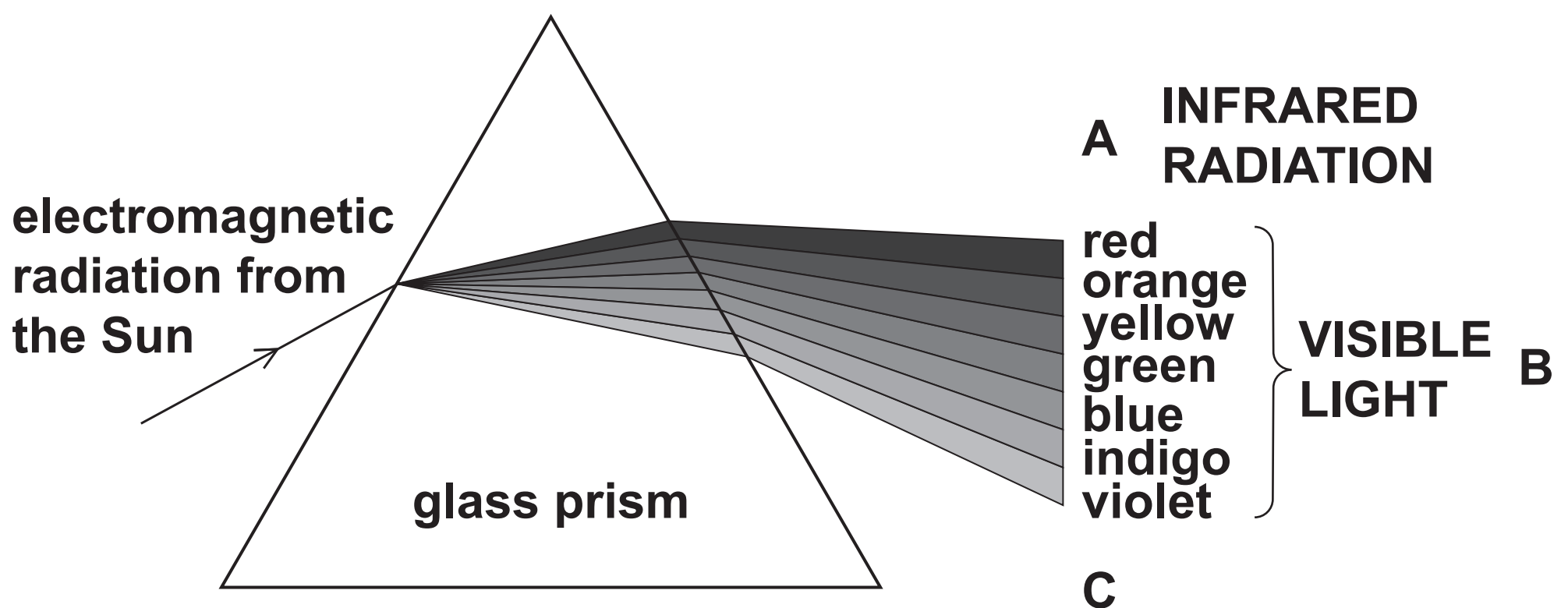
**sound waves**

**water waves**

**waves on a rope**

- (b) Amaya uses a prism to produce a spectrum of the electromagnetic radiation from the Sun, as shown in FIG. 1.1.

FIG. 1.1



- (i) What is the electromagnetic radiation arriving at point C in FIG. 1.1?

Tick (✓) ONE box. [1]

Microwave

☐

Sound wave

☐

Ultraviolet

☐

X-ray

☐

**(ii) Describe how Amaya could detect the infrared radiation arriving at point A in FIG. 1.1.**

---

---

**[2]**

**(c) Give ONE example of how infrared radiation can be used.**

---

---

**[1]**

**2 The largest egg ever recorded was an ostrich egg.**

**(a) Complete the following sentences about the weight of the egg. [3]**

**Use words from the list.**

**area**

**attraction**

**force**

**mass**

**pressure**

**repulsion**

**Weight is the \_\_\_\_\_ on the egg due to  
the gravitational \_\_\_\_\_ of the Earth.**

**The weight of the egg is proportional to its  
\_\_\_\_\_ .**

- (b) The egg had a mass of 2.6 kg.  
Gravitational field strength = 10 N/kg

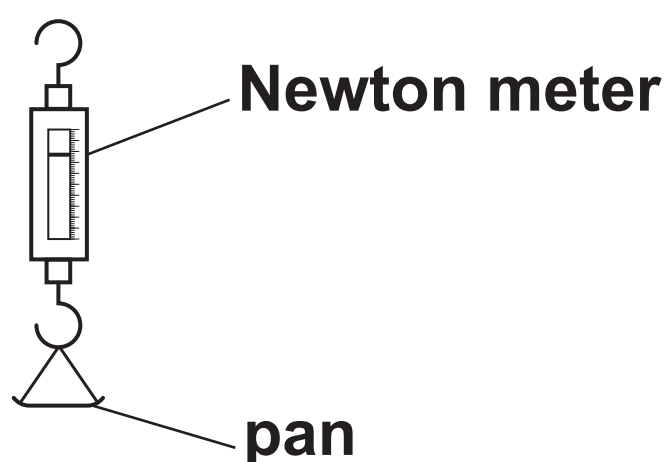
Calculate the weight of the egg.

Use the equation: weight = mass  $\times$  gravitational field strength

Weight = \_\_\_\_\_ N [2]

- (c) The weight of an egg can be measured by attaching a pan to a Newton meter, as shown in FIG. 2.1.

FIG. 2.1



Describe how the weight of an egg can be measured using the apparatus in FIG. 2.1.

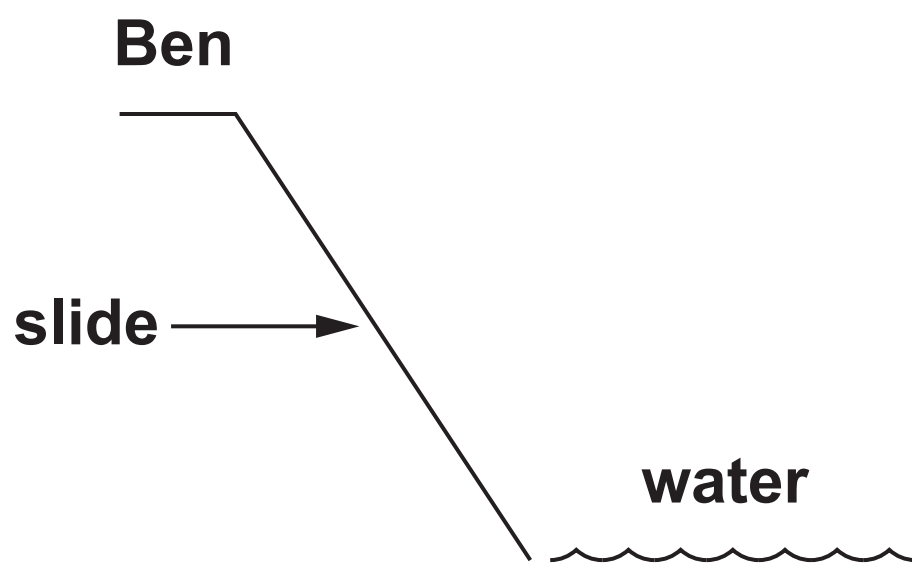
---

---

---

[2]

**3 This question is about a water slide.**



- (a) Ben sits at the top of the slide. The water is NOT flowing and he is NOT moving.**

**Name the TWO forces acting on Ben and give the direction they act in.**

**Force 1** \_\_\_\_\_

**Direction** \_\_\_\_\_

**Force 2** \_\_\_\_\_

**Direction** \_\_\_\_\_

**[4]**

- (b) The water is switched on and flows past Ben. He can feel the water pushing him, but it does not move him forward.**

**(i) What force stops him moving forward?**

\_\_\_\_\_ **[1]**



(ii) Ben moves himself to the start of the slope. He slides down.

His mass is 40 kg and he accelerates at  $5 \text{ m/s}^2$ .

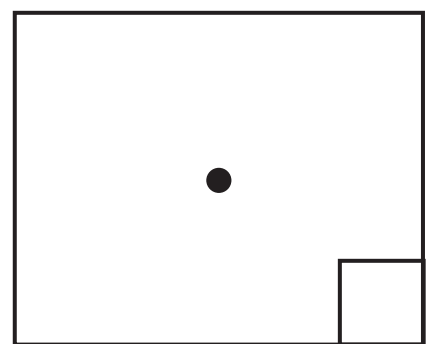
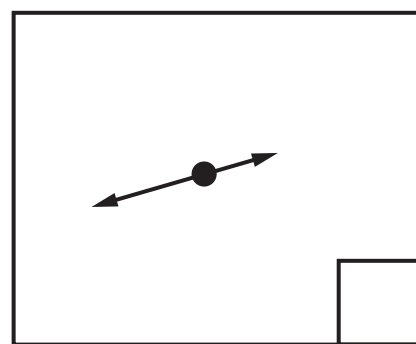
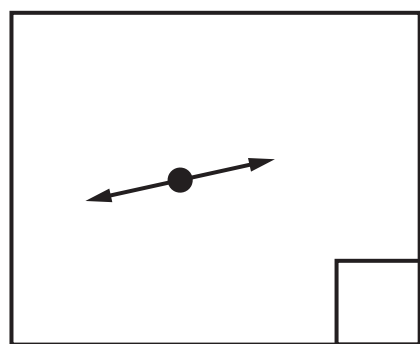
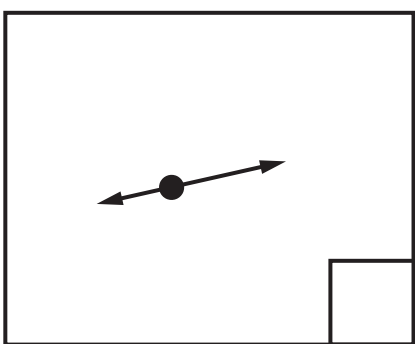
Calculate the force accelerating him.

Use the equation: force = mass  $\times$  acceleration

Force = \_\_\_\_\_ N [2]

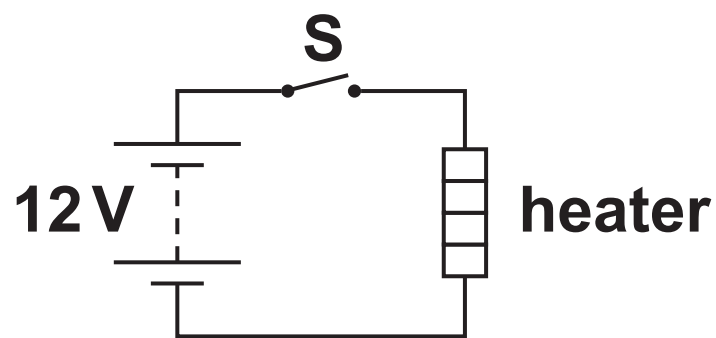
(c) Ben reaches the shallow slope at the bottom of the slide. Now he slides at a steady speed.

Put a tick in the box by the diagram that shows the forces on Ben as he slides parallel to the shallow slope. [1]



- 4 A portable electric heater can be used with a 12 V car battery to heat a car. FIG. 4.1 shows the electric circuit for the heater.

FIG. 4.1



When the switch, S, is closed there is a current in the heating element.

- (a) Calculate the current in the heater. The power is 165 W.

Use the equation:  $\text{current} = \text{power} \div \text{voltage}$

Give the units in your answer.

Current = \_\_\_\_\_ units \_\_\_\_\_ [3]

(b) The statements below about the circuit in FIG. 4.1 are either TRUE or FALSE.

Put a tick (✓) in the correct box after each statement. [3]

	TRUE	FALSE
If the current changes the resistance of the heating element remains constant.		
The size of the current depends on the potential difference across the heating element.		
The size of the current depends on the resistance of the heating element.		

(c) Energy is transferred from the car battery, by the electric current and the heater, to the air in the car.

(i) What is the energy store at the start?

Tick (✓) ONE box. [1]

Chemical ☐

Elastic ☐

Gravitational ☐

Thermal ☐

**(ii) Complete these sentences to describe how the energy is transferred in the circuit in FIG. 4.1.**

**Put a ring around the correct answer. [2]**

**The electric current transfers energy by DOING WORK / STORING ENERGY / CONVECTION on the heater.**

**The heater transfers energy by ELECTRICITY TO / STORING ENERGY FOR / HEATING the air in the room.**

**(iii) What is the energy store at the end?**

**Tick (✓) ONE box. [1]**

**Chemical** ☐

**Elastic** ☐

**Gravitational** ☐

**Thermal** ☐

**(d) The energy transferred depends on the length of time that the heater is switched on.**

**(i) Write down an equation that links the energy transferred with the power of the heater and the time it is switched on.**

\_\_\_\_\_ **[1]**

**(ii) The power of the heater is 165 W.**

**Calculate the energy transferred in 60 s.**

**Energy transferred = \_\_\_\_\_ J [2]**

**5 Sound waves can be used to measure distances.**

**(a) (i) Sound is a longitudinal wave.**

**Describe the difference between a longitudinal wave and a transverse wave.**

**You may draw labelled diagrams to help you describe the waves.**

---

---

---

[2]

**(ii) Put a ring around the correct word to complete the following sentence:**

**An echo is heard when sound waves are ABSORBED / AMPLIFIED / REFLECTED / REFRACTED. [1]**

(b) TABLE 5.1 shows the speed of sound in different materials.

TABLE 5.1

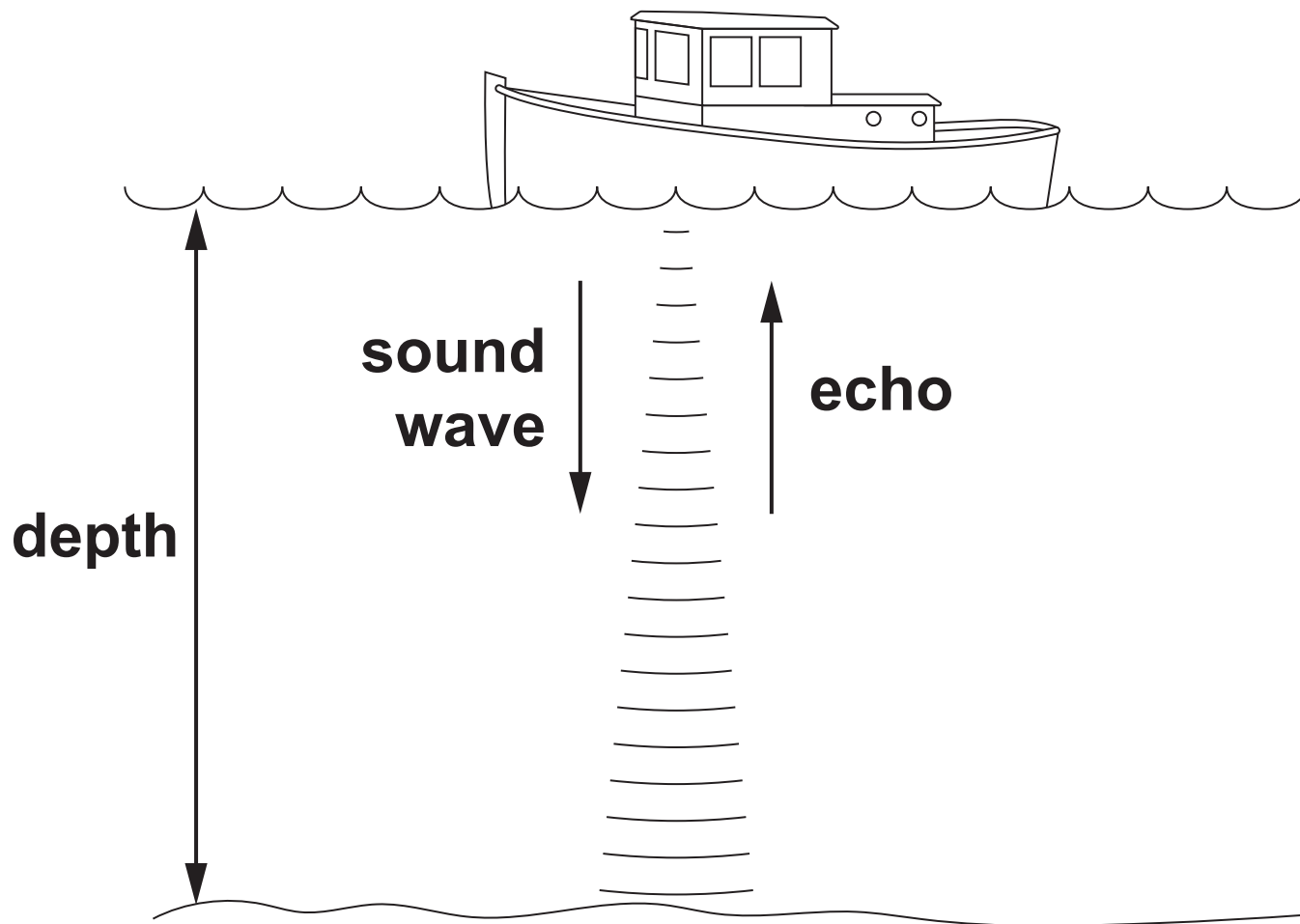
Material	Speed of sound (m/s)
air	340
bone	4100
iron	
rock	6000
seawater	1500

(i) The speed of sound in iron is 18 000 KILOMETRES PER HOUR (km/h).

Calculate the speed of sound in IRON in METRES PER SECOND (m/s).

Speed of sound = \_\_\_\_\_ m/s [2]

- (ii) A boat uses the echo of sound waves from the sea-bed to measure the depth of the sea.



A sound wave is sent towards the sea-bed. The echo returns to the boat after 1.8 s.

Use data from TABLE 5.1 to help calculate the distance travelled by the wave.

Use the equation: distance = speed  $\times$  time

Distance travelled = \_\_\_\_\_ m [3]

- (iii) What is the depth of the sea?

Depth of sea = \_\_\_\_\_ m [1]



- (c) Sound waves with a frequency of 20 kHz are called ultrasound. They are used to produce images of inside the body.

Calculate the wavelength of these ultrasound waves in BONE.

Use data from TABLE 5.1 and the equation: wavelength = wave speed  $\div$  frequency

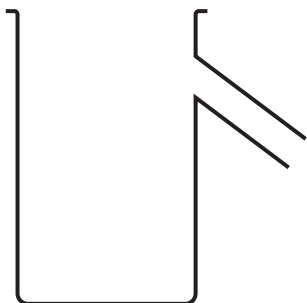
Give your answer to 2 decimal places.

Wavelength = \_\_\_\_\_ m [4]

**6 Mia is investigating the density of different materials.**

**(a) Mia has a stone with a mass of 220.0 g. She wants to measure its volume.**

**She pours water into the can shown in this diagram.**



**(i) What other equipment does she need to measure the volume of the stone?**

\_\_\_\_\_ **[1]**

**(ii) State TWO steps Mia must follow when using the can to get an accurate measurement of the volume of the stone.**

**1** \_\_\_\_\_

\_\_\_\_\_

**2** \_\_\_\_\_

\_\_\_\_\_ **[2]**

**(b) Complete this sentence to define density.**

**Density is** \_\_\_\_\_ **[1]**

**(c) (i) Mia repeats the volume measurement five times.**

**These are her results.**

<b>Measurements</b>	<b>1</b>	<b>2</b>	<b>3</b>	<b>4</b>	<b>5</b>
<b>Volume of the stone (cm<sup>3</sup>)</b>	<b>43.0</b>	<b>44.5</b>	<b>43.0</b>	<b>45.0</b>	<b>44.5</b>

**Calculate the mean volume of the stone.**

**Mean volume = \_\_\_\_\_ cm<sup>3</sup> [2]**

**(ii) Calculate the density of Mia's 220.0 g stone.**

**Use your answer to part (c)(i).**

**Density = \_\_\_\_\_ g/cm<sup>3</sup> [3]**

(d) TABLE 6.1 gives the densities of some materials.

TABLE 6.1

Material	Density (g / cm <sup>3</sup> )
chalk	2.3
sandstone	2.3
granite	2.7
malachite	3.9
haematite	5.1

(i) Which of the materials in TABLE 6.1 could Mia’s stone be made of?

Tick (✓) ONE box. [1]

Chalk	<input type="checkbox"/>
Sandstone	<input type="checkbox"/>
Granite	<input type="checkbox"/>
Malachite	<input type="checkbox"/>
Haematite	<input type="checkbox"/>

**(ii) Mia discusses her experiment with Sundip.**

**MIA says**

**‘Measuring the density is a useful way  
to identify any type of rock.’**

**SUNDIP says**

**‘I don’t think you can identify rocks by  
their density alone.’**

**Use the data in TABLE 6.1 to help you decide whether  
Mia or Sundip is correct.**

**Explain your reasoning.**

---

---

---

---

[3]

**7 This question is about radioactive decay.**

**(a) Explain what the half-life of a radioactive isotope means.**

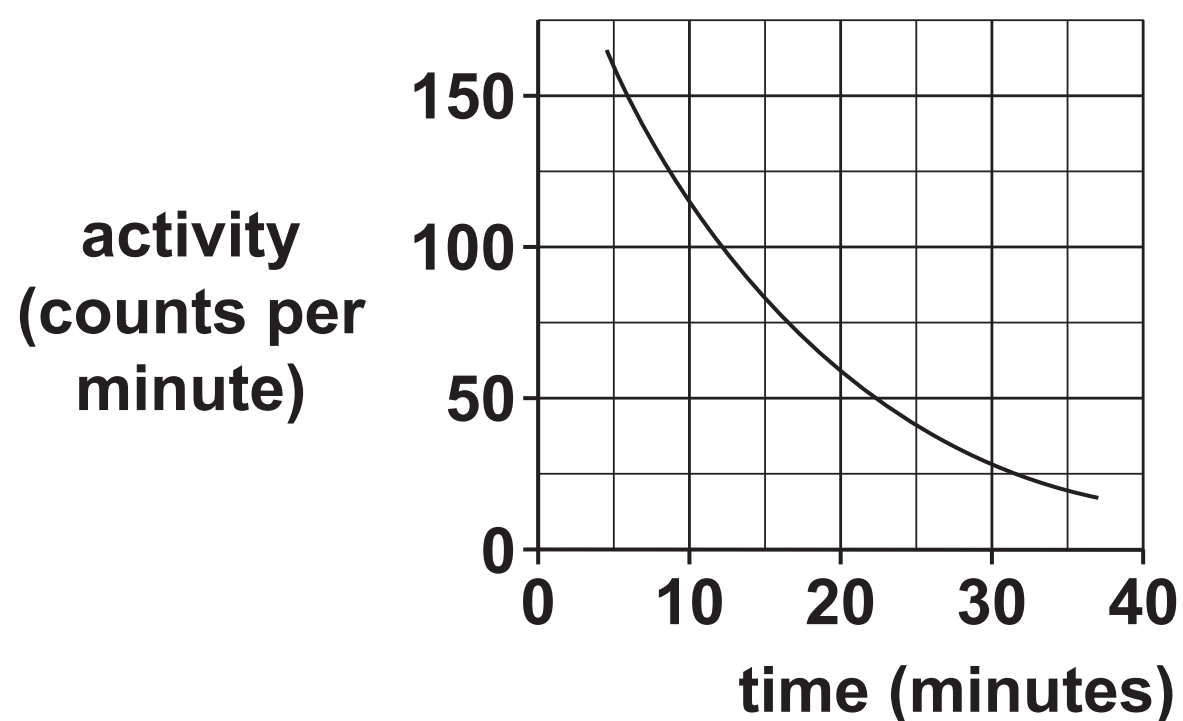
---

---

---

**[2]**

**(b) This graph shows how the activity of a cerium-131 source changes over time.**



**Use the graph to find the half-life of cerium-131.**

**Show your working on the graph.**

**Half-life = \_\_\_\_\_minutes [2]**

**BLANK PAGE**

8 Alex and Jack are talking about stretching objects.

**ALEX** says

‘The diagrams below show how a spring and a rubber band can be stretched.’

**JACK** says

‘I don’t agree. The force will just move the rubber band or the spring.’



(a) Is Alex or Jack correct?  
Give a reason for your answer.

Alex

☐

Jack

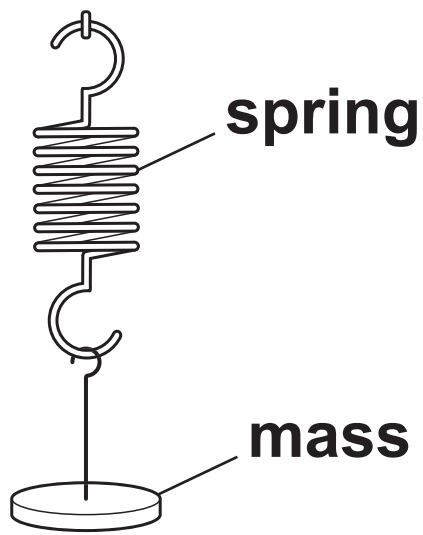
☐

Reason \_\_\_\_\_

\_\_\_\_\_ [1]



- (b) Alex wants to know how much a spring will extend when he hangs different masses from the end of it.



He attaches a mass to the end of the spring and records its weight, in N, and the extension of the spring. He repeats this for different masses.

- (i) State TWO safety precautions he should take while doing the experiment.

1 \_\_\_\_\_  
\_\_\_\_\_  
2 \_\_\_\_\_  
\_\_\_\_\_ [2]

(ii) Alex did not know how to work out the extension of the spring.

What measurements should Alex record and how should he use them to find the extension?

---

---

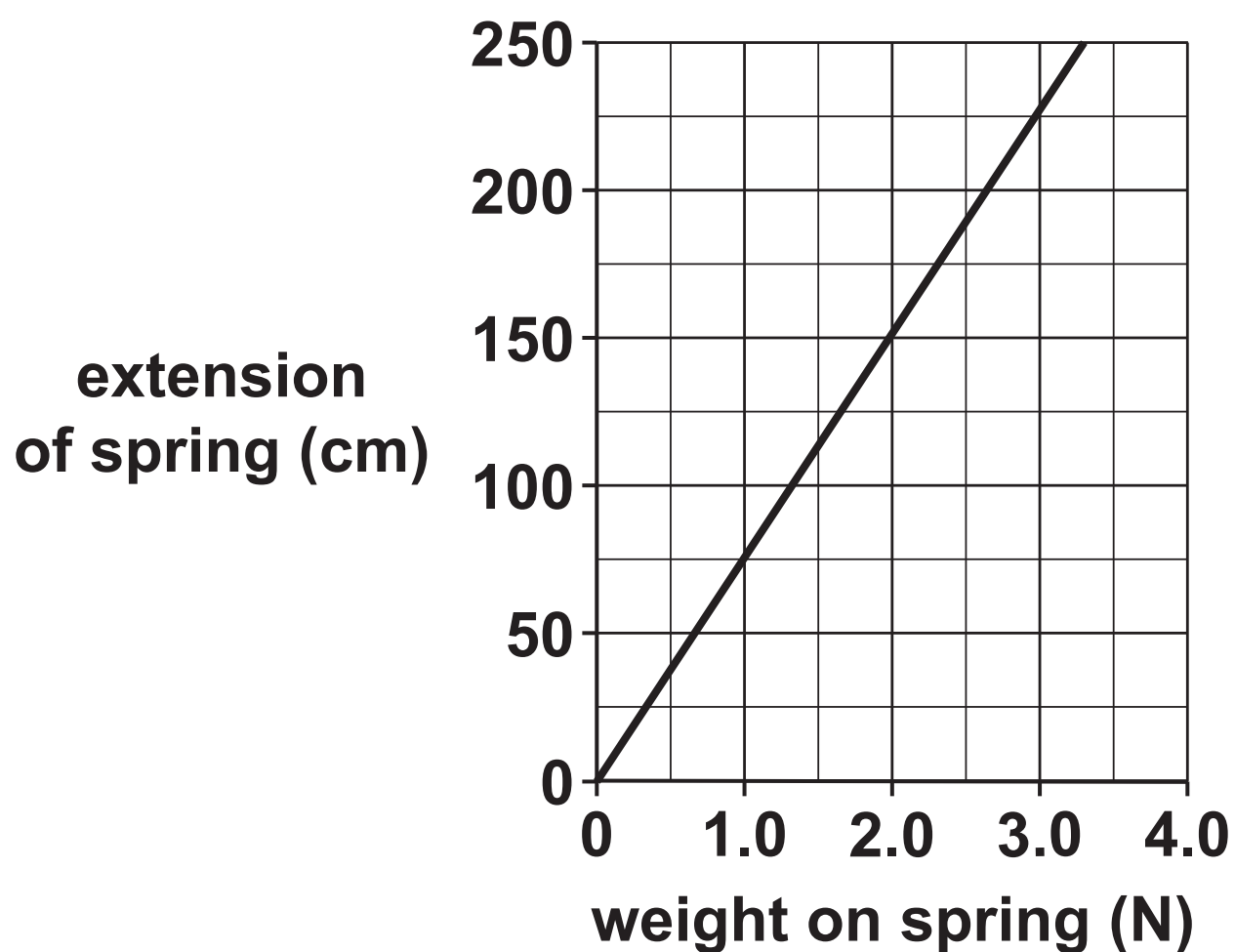
---

---

[3]

Alex plots the results of his experiment on the graph shown in FIG. 7.1.

FIG. 7.1



- (iii) Alex removes all the masses from the spring. He hangs a toy with a weight 1.2 N on the spring.

Use the graph in FIG. 7.1 to find the extension of the spring.

Extension = \_\_\_\_\_ cm [1]

- (c) Alex has a second spring. It has a spring constant = 8.0 N/m.

He hangs a bigger toy on this spring and the extension of the spring is 35 cm.

Calculate the weight of this toy.

Weight = \_\_\_\_\_ N [4]

**(d) The masses are now hung from a rubber band.**

**Describe how the force - extension relationships for a rubber band and a spring are different. You may include sketch graphs in your answer.**

---

---

---

[2]

**9 This question is about the structure of the atom.**

- (a) Describe the structure of the atom.  
Include information about particles that make up the atom.  
You may include a diagram.**

---

---

---

---

---

---

---

**[5]**

**(b) (i) What is the size of a typical atom?**

**Draw a ring around the correct answer. [1]**

**$10^{-15}$  m                   $10^{-10}$  m                   $10^{-5}$  m**

**$10^{-1}$  m                   $10^5$  m                   $10^{10}$  m**

**(ii) How does the size of the nucleus compare to the size of an atom?**

\_\_\_\_\_ **[1]**

**(c) The development of our modern model of the atom started with the discoveries of J.J. Thomson in 1897.**

**(i) What did J.J. Thomson discover, that appeared to come from the atom?**

\_\_\_\_\_ **[1]**

**(ii) The model changed because of J.J. Thomson's discovery. Describe the new model J.J. Thomson suggested.**

\_\_\_\_\_  
\_\_\_\_\_  
\_\_\_\_\_  
\_\_\_\_\_ **[3]**

**(d) The element carbon has two isotopes, carbon-12 and carbon-14.**

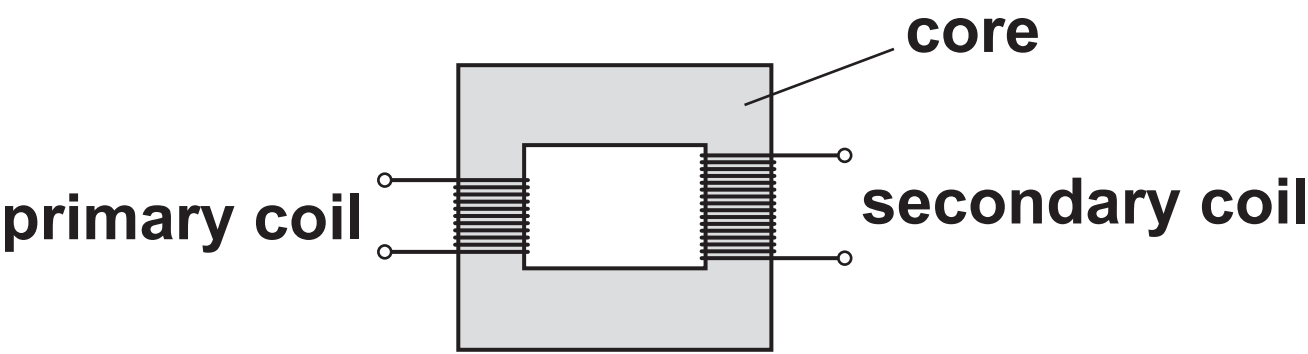
**What is the difference between these two isotopes?**

\_\_\_\_\_  
\_\_\_\_\_ **[2]**

**BLANK PAGE**

10\* Eve wants to connect an electric pump to the mains electricity supply.

She needs a transformer which can supply enough power for an **OUTPUT** potential difference of 12V and an **OUTPUT** current of 3A.



**INPUT POWER**  
potential difference  
across primary coil  
× current in primary coil

=

**OUTPUT POWER**  
potential difference  
across secondary coil  
× current in secondary  
coil

She has three transformers to choose from:

	Transformer A	Transformer B	Transformer C
Maximum input power (W)	30	60	60
Output potential difference (V)	12	12	15

**EVE** says  
‘I want the lowest power transformer that  
can supply enough output power.’



---

---

---

---

---

---

---

---

---

---

---

[6]

**END OF QUESTION PAPER**

### ADDITIONAL ANSWER SPACE

**If additional space is required, you should use the following lined page(s). The question number(s) must be clearly shown in the margin(s).**

[illegible]







### **Copyright Information**

**OCR is committed to seeking permission to reproduce all third-party content that it uses in its assessment materials. OCR has attempted to identify and contact all copyright holders whose work is used in this paper. To avoid the issue of disclosure of answer-related information to candidates, all copyright acknowledgements are reproduced in the OCR Copyright Acknowledgements Booklet. This is produced for each series of examinations and is freely available to download from our public website ([www.ocr.org.uk](http://www.ocr.org.uk)) after the live examination series.**

**If OCR has unwittingly failed to correctly acknowledge or clear any third-party content in this assessment material, OCR will be happy to correct its mistake at the earliest possible opportunity.**

**For queries or further information please contact the Copyright Team, First Floor, 9 Hills Road, Cambridge CB2 1GE.**

**OCR is part of the Cambridge Assessment Group; Cambridge Assessment is the brand name of University of Cambridge Local Examinations Syndicate (UCLES), which is itself a department of the University of Cambridge.**